



# Accessing Homework Systems



Sign in

1

## Sign in to Office.com

Visit [www.office.com](http://www.office.com) and use the email address and temporary password we have given you.

Click 'Sign In'.

2

## New password

You now need to set a new password. It needs to be a minimum of 8 characters long, with at least 1 uppercase letter, 2 numbers and one symbol. It can't contain the student's name.



Students need to memorise their password, as they use it in school!

3

## Recovery Information

You will be asked to set up multi-factor authentication next. This is so you can reset your child's password from home, if you ever forget it.

4

## Multi-factor Authentication


You can either use the Microsoft Authenticator app, or click on the link at the bottom of the page that says 'I want to set up another method', which will let you use your phone as a recovery method.

Microsoft Authenticator app (free). If you use this method you will need to keep the app on your phone until your child leaves the academies.

Alternative authentication method



[I want to set up a different method](#)



## Finishing set-up

Once you have set up authentication, you can now log in to office.com.

If you change the phone number or mobile device after set-up, please let us know so we can reset your authentication method.






# How to sign in

## Sparx Maths

You are logging into:  
**Glenmoor Academy**  [Switch school](#)

Log in as a student or teacher

 Log in to Sparx using Microsoft

Make sure you have the right school selected!

1

Mathematics

[www.sparxmaths.uk](http://www.sparxmaths.uk)

2


English

[www.sparxreader.com](http://www.sparxreader.com)

## Sparx Reader

You are logging into:  
**Glenmoor Academy** [Switch school](#)

Log in as a student or teacher

 Log in to Sparx using Microsoft

Login

[Forgot password?](#)

Staff

Parent

**Student**

Enter username


Enter password

Login

Or login with:



Sign in with Microsoft

[Switch school](#) 

3

Satchel One

[www.satchelone.com](http://www.satchelone.com)

This is where all the homework tasks are listed. Students can also see their class calendar here.

4

Seneca

[www.senecalearning.com](http://www.senecalearning.com)

Used by the history, geography and ethics departments, as well as for general revision.

Welcome back!



 Continue with Google 

 Continue with Microsoft


OR

Continue with email 

## Sparx Science

You are logging into:  
**Glenmoor Academy** [Switch school](#)

Log in as a student or teacher

 Log in to Sparx using Microsoft

5

Sparx Science

[www.sparxscience.com](http://www.sparxscience.com)



# Other Systems



Outlook

1

## Student Emails

[www.outlook.office.com](http://www.outlook.office.com)

Students should regularly check their emails - the best way to do this is to download the app.

2

## Teams

[www.teams.microsoft.com](http://www.teams.microsoft.com)

We generally use teams for live revision sessions.



Microsoft Teams



## Writing Software

[office.com](http://office.com)

3